







Every Cut-Mark Everywhere

The new CoCut Professional 2011 version has been available for purchase since March 1. CoCut Professional 2011 is a leading professional cutting and production software for the graphic industry:

- Eurosystems is a  . CoCut Professional 2011 includes a cutting plug-in technology that integrates with CorelDRAW versions up to version X5. The software is also capable of transferring graphics via drag and drop. .
- Eurosystems is a  member. CoCut Professional 2011 includes a cutting plug-in technology that integrates with Adobe Illustrator versions up to version CS5.5. The software is also capable of transferring graphics via drag and drop.
- Eurosystems is a  . CoCut Professional 2011 includes a cutting plug-in technology that integrates with AutoCAD up to version 2011.
- Eurosystems is a  member. CoCut Professional is fully compatible with Windows XP, Vista and Windows 7

Industry leading professional tools for the graphic industry in CoCut Professional 2011 include:

- Output to multiple plotter brands from a single PC even over LAN or WLAN network.
- Special textile screen-printing functions including a powerful color trapping capability that creates overlapping color layers in vector objects.
- Pre pare graphics automatically for cutting and kiss-/through-cut workflows including automatic adjustment or the cutting order with on-screen simulation of cutting.

CoCut Professional 2011 adds a completely new capability with the cut – mark workflow menu.

http://www.cocut.com/software/CoCut_Professional.htm

In the graphic industry, cutting plotters are used for cut- finishing in a large format print environment as part of a print & cut workflow. A seamless print and cut workflow requires the creation of cut-marks and cut -contour lines in the design software. With the new Cut Mark -PlugIns in CoCut Professional 2011, a print & cut file can be created, printed and contour-cut in a step by step method directly in **Illustrator or CorelDRAW**.

1st step: In Illustrator or CorelDRAW, a print file with cut-marks and a cut-contour line is created using the Cut Mark PlugIns of CoCut Professional 2011.

2nd step: The print file with cut-marks can be printed directly from CorelDRAW or Illustrator to a large format printer.

3rd step: The printed material with the cut-marks is fed into a cutter with an optical recognition system. This cutter finds the cut-marks automatically and with CoCut Professional 2011, the cutter will contour precisely cut or kiss-cut and through-cut the printed material.

CoCut Professional 2011 supports most popular cutter brands and cut marks. A list of supported cut-marks and cutter brands that can be integrated with CorelDRAW and Illustrator software can be found at: <http://www.cocut.com/software/index.dml?bereich=Cut-Marken&produkt=CCP>

At this web-site you can view a unique universal- and video- cut mark capability that is available with CoCut Professional 2011. Like the other cut-marks, these marks can be automatically created and processed direct in CorelDRAW or Illustrator. With the universal cut-marks, a cutter without an optical recognition system is able to process print & cut jobs. With the video marks capability, print & cut jobs can be prepared for popular flat-bed cutting systems.

An evaluation version of the CoCut Professional 2011 software is available for download at <http://www.cocut.de/cocut2011pro.exe>

CoCut Professional 2011 does not require a hardware protection key (dongle). The software is activated via a software key. Please contact us directly to arrange an online presentation or to request a demonstration code to evaluate the software.

EUROSYSTEMS